

VALLAS ANDRÓMEDA



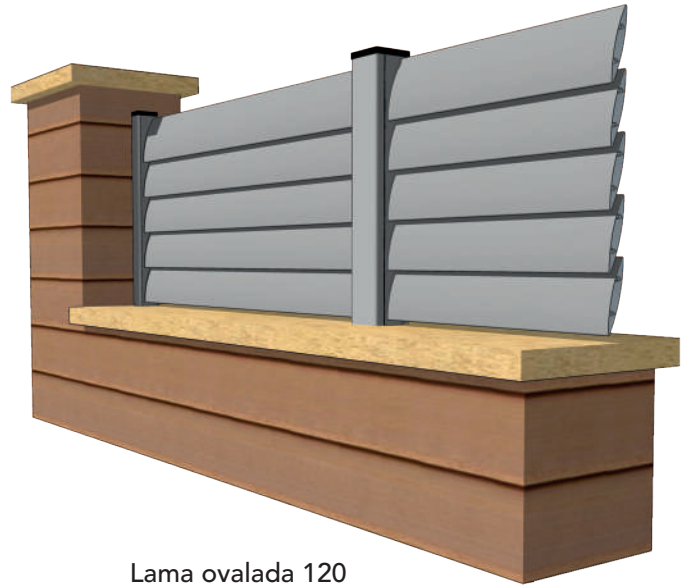
Lama Y-90
tubular en horizontal.



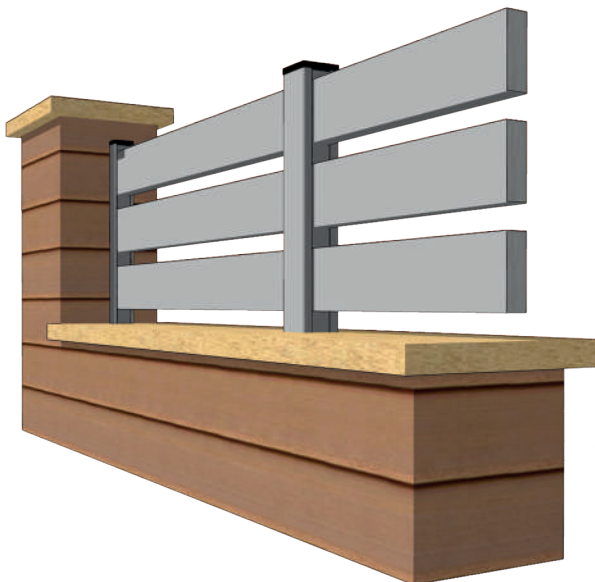
Lama Z-90
tubular en horizontal.




Lama fija 50
tubular en horizontal.



Lama ovalada 120
en horizontal.



Barrote rectangular 120x40
en horizontal.



Barrote cuadrado 30x30 en horizontal
o barrote inclinado 25° en horizontal.